

California™

ALUMINUM FRAME THICKNESS: 1 3/4" RETRACTABLE WINDOW



Every detail guaranteed™



MODERN DESIGN

16' x 7', Black aluminum frame, Satin glass


California™ MODERN DESIGN

Distinct and unique, our contemporary California door is the ideal solution for those looking for abundant light. The California is also a natural choice for patio or carports, and makes a unique loft or office partition.



16' x 7', Black aluminum frame, Tinted glass

MODEL



9' x 7'



16' x 7'

IMPORTANT

The retractable glass window sections should not be used for insulation properties.

WARRANTY

Door sections:	Limited lifetime
Windows:	10 years
Dura+ hardware:	2 years
Weatherstripping:	1 year


GLASS




Clear



Tinted




Satin




Fluted Polycarbonate

7/8" thermopanes, tempered 2 sides

FRAME COLORS



White



Anodized



Black

SIZES

Widths*:	8' to 18' (in 1" increments)
Heights*:	6'6" to 8' (in 3" increments)

*See your garage door dealer for more details on oversized doors available.

For all technical specifications for the California and the latest updates, visit www.garaga.com.



8500, 25th Avenue,
St-Georges (QC)
G6A 1K5 Canada

418 227-9458
info@garaga.com
garaga.com

**YOUR
GARAGA
DISTRIBUTOR**